



**VALLEY
CHRISTIAN
SCHOOLS**
Unfold the Promise

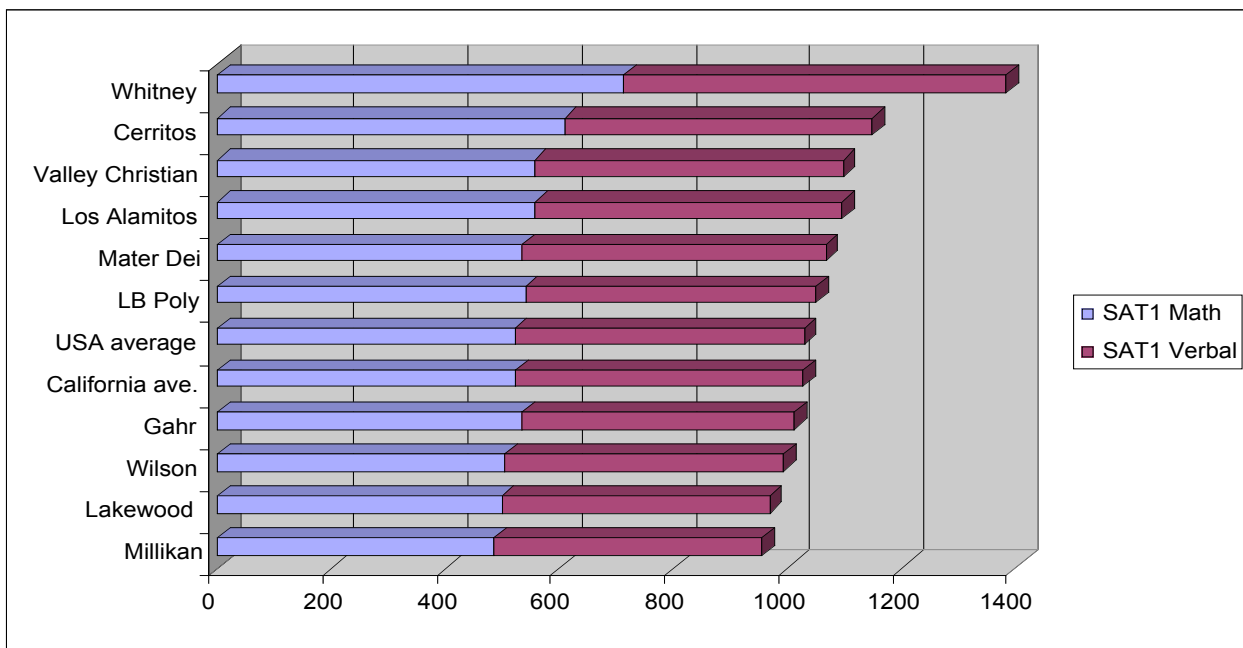
Valley Christian High School EXCELS at Academics!

With much emphasis placed on spiritual development, along with the visible wide range of athletic and fine arts programs VCHS offers, it is easy to overlook the outstanding academic training taking place at our schools. We often hear parents of prospective students say “we heard you are good at sports” or “we want a safe Christian environment” as if they would be sacrificing the academic potential of their students by enrolling at VCHS.

Here’s a look at the outstanding academic results that we are achieving! Our students have been outperforming area Christian and public schools, even those with accelerated programs.

Two of the most important measurable scores at the high school level are the Scholastic Aptitude Test (SAT) and Advance Placement (AP) tests. Over the past 4 years, the average VCHS student’s SAT scores have exceeded the national average by 23 points in reading and 16 points in math, and exceeded the state average by 28 points in reading and 15 points in math.

When comparing average SAT scores with area public schools, VCHS ranks extremely high. Ranking highest is Whitney, a school that limits admission exclusively to high performing students. VCHS provides education for all levels of student ability and still retains outstanding scores. The table below shows published 2005 SAT test results.



Another key metric that is used to compare school performance is the percentage of students in AP classes receiving a passing score (3 out of 5) on the AP exam. A score of 3 or higher receives college credit and is indicative of excellent learning. Valley Christian HS has a very high AP pass rate. At Wilson Classical HS, for example, a higher percentage of students take AP classes, but only 48% pass them, compared to a 64% pass rate at Valley Christian. Only Long Beach Poly, due largely to their PACE program, scores higher.

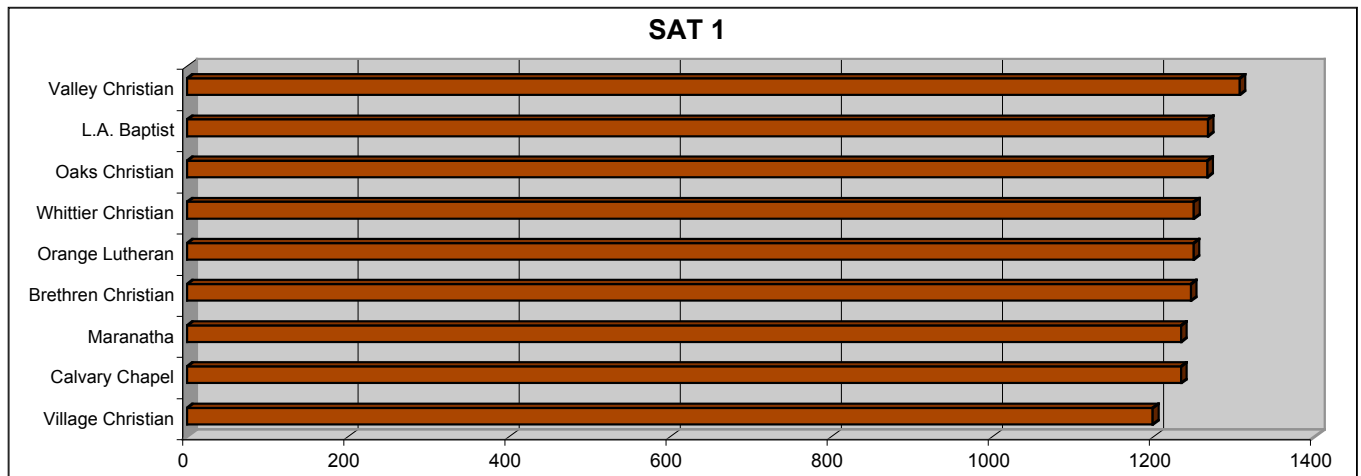
High School	Enrollment	AP Tests taken	Students-Test Ratio	AP Pass Rate
LB Poly	4835	1229	.25	71%
Valley Christian	670	129	.19	64%
Millikan	4026	688	.17	52%
Wilson	4630	1649	.36	48%
Lakewood	4337	575	.13	48%

What is an objective way to compare the educational results of top performing students?

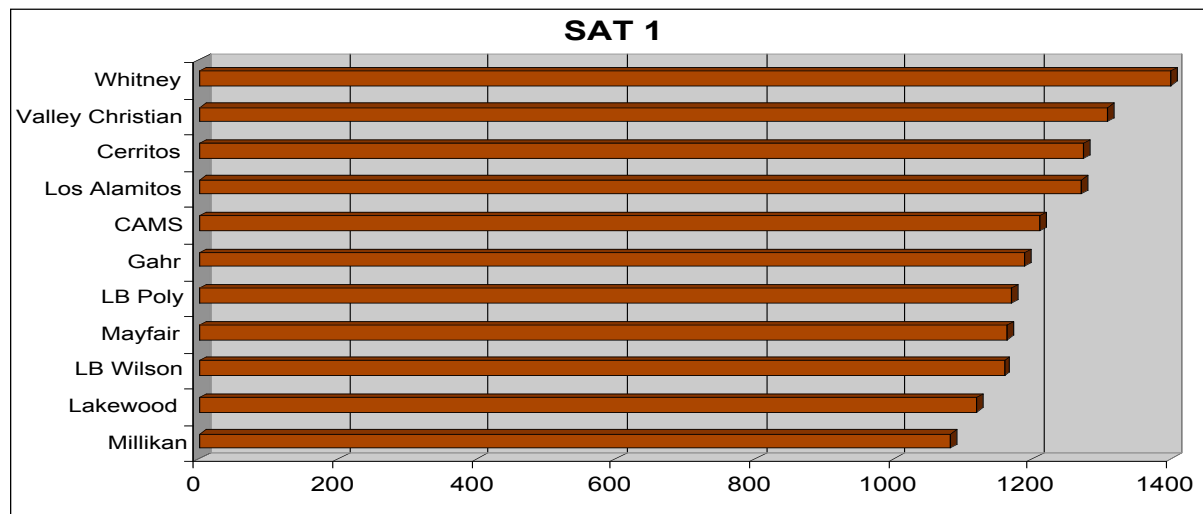
Valley Christian High School is currently working on a new accelerated track program to provide even greater assistance to students who aspire to gain admittance to the top 100 universities in the nation. No other area Christian high school has such a program (only a few public schools have them; schools like LB Poly and Wilson do, but schools like Los Alamitos do not. Even without an official program like this, VCHS excels!).

The University of California, regarded as the #1 public university system in the nation, publishes the SAT scores of the students they admit from various high schools. Students who are admitted to a UC represent the top high school graduates in America. As of 2007, UCLA is THE hardest school in the nation to get into. Six of the top 50 universities are UCs (UC Berkeley, UCLA, UC San Diego, UC Irvine, UC Davis, UC Santa Barbara). You can view this site for yourself at <http://uasother.ucop.edu/cgi-bin/awpe/results.pl>

The table below shows the most recently reported SAT1 scores (as of February 2007) for graduates of area Christian schools who were admitted to the UC.



The table below shows the most recently reported SAT1 scores (as of February 2007) for graduates of area Public schools who were admitted to the UC.



And where do Valley Christian graduates go? Ivy League universities like Cornell and Dartmouth, all of the UCs like Cal Berkeley and UCLA, MIT, USC, Swarthmore, Claremont-Pomona, the Military academies, etc.

It continues to be our goal to equip and inspire the whole student: mind, body and soul. We believe Valley Christian High School is doing an excellent job now, and we are committed to excelling even more.

